


Orange County
Model A Ford Club

THE DISTRIBUTOR 59 Years



You can't
blame gravity
for falling in
love
Albert Einstein



Volume 60 Issue 2 February, 2020 Editor Tissy Smith-Hatcher



Bright eye, fair face, white hand of my dear,
Oh red ripe lips so fragrant with love.
Like Eden it seems when my loved one is near,
And I catch a glimpse of the heaven above.
Oh there's nothing so sweet in the realm of bliss,
As the tender glow of my darling's kiss.

From Henry (Ford)

Portion of poem written to his wife Clara,
approximately 1890, two years after their marriage.



Inside this issue:

- President's Message 2
- Tours & Activities/
Calendar/Swap Meets 3
- Murphy's Law Proves 4
True
- Board Member 5
Contact Info/General
Meeting Minutes
- Dues Applications 6
2020
- Model A Body Styles/
For Sale 7
- Jim's Tech Tip 8
- New Members,
Changes & Correc-
tions/Sunshine & Sor-
row 9
- Technical Article 11

Did you miss the
January Tech Seminar?



FINAL NOTICE

No other notifications will be sent.
If your membership dues are not
received by 2/13, you won't
receive the monthly newsletter
or be included in the 2020 roster.

FEBRUARY GENERAL MEETING

CHOC is having a gathering
in our regular meeting
room. So, we will be
meeting in Rooms A&B.
Look for the signs
directing you and
please don't
disturb their event
by opening doors or
knocking.



News From the President

By Louise Hall



I want to thank the many members who helped to make this year's installation luncheon so much fun. Kathy McCall for heading the committee and getting the venue and planning the event. Thank you again to Becky MacIntosh and Kay Nettles for pulling things together with our program and table decorations. Thank you to Don Dormeyer for taking pictures at the entrance. This was a unique and fun way to start the day. Your pictures will be used in the next directory with your permission. I also want to thank Don Ratzlaff for the slide show we all admired while eating our lunch. It was a fun way to reminisce about the past year.

If you didn't get your dues in by the end of January you may not have your name in this year's directory. It's not too late to join the club. You'll want to get your 2020 copy of the directory, the newsletter etc. Our two new board members have jumped into their roles very quickly. I heard that Darwin presented a nicely done seminar in January. And Joe with his assistant Kaci set up a great tour to Stanley Ranch.

They have told me that there has been some great feedback regarding future seminars and tours. If you have any ideas or are willing to host a seminar or a tour please call. Let's make this a memorable year.

Don't forget that our meeting in February will still be a CHOC, but will be in rooms A & B. Please do not disturb the group using our usual meeting area. The era clothing program has been postponed until March.

I have sunny news. Bob Hawkins has volunteered to be our Sunshine and Sorrow committee chair. Please direct any information you have about members who need a little cheering from the club.

I want to remind all of you to mark your calendar for the **Pancake breakfast on March 29**. The breakfast committee is working hard to make sure we are ready for another great event. Sign up to take part, it's a great way to get to know other club members, and have some fun.

We'll see you on the road! Louise

Kathie McCall is our Wonder Woman

Kathie has made it possible for us to use CHOC for our meetings all these years, which included free parking. This year, the parking company wanted to charge us thousands of dollars for validations. Thankfully, with Kathie's perseverance and tenacity, the owner gave up and said: "Just give the lady her tickets!" Now that's a Wonder Woman!!

February's Tour is of Casa Romantica Cultural Center & Gardens

415 Avenida Granada San Clemente, CA 92672

February 15th 11am \$5/ per person

You can enjoy Casa Romantica in many ways: take a tour of the Ole Hanson home, explore the gardens, or attend an arts program in the Main Salon, Courtyard, or Art Gallery. Contact Joe Goff or Kaci Terens for more info.

WE HAVE A NEW CHAIRPERSON FOR SUNSHINE AND SORROW

Bob Hawkins has generously stepped up to take over the position.

Bob, thank you.

Jim's technical tip
by Jim Cannon, MAFCA Technical Director

Water In The Battery???

Yes, if your Model A battery has caps that you can remove to see inside, you need to add water to the cells on a regular basis. Charging the battery boils the water off while you drive. If the plates inside the battery are exposed to air, it ruins them and reduces your battery's storage capacity. So you need to check the water level about once a month.

Unfortunately the battery access plate in the front floorboard provides a small opening to work through. Not very easy to add water to each cell. I've tried pouring water in from above and just made a mess!

Here's my tip: Get a plastic syringe (100 to 150 cc) from a pharmacy or feed store and put a 6-8" piece of vacuum hose on the end of it. Pour some distilled water into a clean cup. Now draw water up into the syringe and use the hose end to squirt water into each battery cell, to bring the liquid level back up to the bottom of the vent well (see figure).

Remember that this is sulfuric acid in the battery. Don't splash it up by spraying the water into the cell too fast. Don't let the end of the hose go into the acid. Please wear safety glasses while working around a battery. Have a Model A Day!

copyright Frisco illustrationsOf.com/89401

Upcoming Tours and Activities Calendar



Feb 1 (Sat) First Saturday Breakfast BS Session ~ 8AM at The Katella Grill, 1325 W Katella Ave, Orange



Mar 7 (Sat) First Saturday Breakfast BS Session ~ 8AM at The Katella Grill, 1325 W Katella Ave, Orange



Feb 13 (Thu) General Meeting will be at 7:30PM. No admission prior to 7PM. CHOC Hospital Complex, 455 South Main Street, Orange. Guests are always welcome. Board meeting at 6PM



Mar 12 (Thu) General Meeting will be at 7:30PM. No admission prior to 7PM. CHOC Hospital Complex, 455 South Main Street, Orange. Guests are always welcome. Board meeting at 6PM



Feb 15 (Sat) Tour of Casa Romantica Cultural Center & Gardens, 415 Avenida Granada, San Clemente 92672 at 11am. \$5 per person. Contact Joe Goff or Kaci Terens



Mar 26 (Thu) Fourth Thursday Breakfast. Location to be determined.



Feb 27 (Thu) Fourth Thursday Breakfast at 8:30AM at Mimi's Café, 17231 E 17th St, Tustin 92780, 714-544-5522. Contact Terry Collings for more info at 714-745-1956



Mar 29 (Sun) Pancake Breakfast 8AM - 11AM at Hart Park, 701 S Glassell, Orange

Apr 2-5 MARC Membership Meeting, Plymouth, Indiana, Swan Lake Resort

Apr 16-18 CCRG Jamboree, hosted by Bakersfield A's.

May 2 Orange May Parade hosted by the Old Towne Preservation Association, asking for 5-6 Model A's to participate. Contact Joe Peters at joe-peters@att.net

Jun 1-5 MARC National Meet, Oshkosh, Wis.

Jun 20-25 National Tour, New Hampshire

Jun 21-26 MAFCA National Convention hosted by the Alamo A's, San Antonio Model A Ford Club, Kerrville, TX

Dec 3-6 National Awards Banquet, Fort Worth, TX

Have something you want included on the calendar, just let us

If you are aware of swap meets/ car shows that you think others would be interested in attending, please send us the info so we can post it.



RONALD MCDONALD HOUSE CHARITIES SOUTHERN CALIFORNIA

OCMAFC supports Orange County Ronald McDonald House

Swap Meets/Car Shows

Feb 21-22 Big 3 Swap Meet, 9449 Friars Rd, San Diego (SDCCU Stadium formerly Qualcomm Stadium) 8am-3pm (NOTE: This will be the final Big 3 Swap Meet)

Mar 1 (Sun) Pomona Swap Meet, 1101 N McKinley Ave, Pomona 91768 5am-2pm

Mar 14 (Sat) Bakersfield Car Club Council Super Cruise Car Show benefits Society for Disabled Children, Kern County Fairgrounds. www.bakersfieldccc.org

Apr 7 (Sun) Long Beach Hi Performance Show and Swap Meet, Long Beach Veteran's Stadium, 5000 Lew Davis, Long Beach 90808, 6am-1pm

Apr 19 (Sun) Pomona Swap Meet, 1101 N McKinley Ave, Pomona 91768 5am-2pm

Murphy's Law Proves True

By: Tissy Smith, Editor

We offered to help our daughter move from Washington to California. Take heed and learn by our calamities.

First, hire movers that arrive 4 hours late and then spend the next hour telling you how far they traveled to get to you. They offer that most people give them an extra tip for just showing up. Somehow, a move that should have taken 3-4 hours to load has now taken over 8 hours.

I should tell you my daughter lives in a very rural area of Washington with neighbors far in the distance, on a gravel road with no street lights of any kind. At night, it is literally pitch black five feet from the house. It has



recently snowed, there is ice on the trees and ground, and the high is 20 degrees.

There are bears, cougars, coyotes and lynx in the area. I hear them at night and remember every horror movie I have ever watched, knowing I am that first person in the movie to die a horrible death.

The house is packed up and we proceed down the road about 200 feet to the enormous garage, a garage ALL Model A'ers would envy. It is dark and the movers are kind enough to direct my husband, who is trying to back up a 26-foot U-Haul, right into the slush and mud and off the gravel road.

It is now 10pm and we are stuck. No beds or lights in the house, since we packed everything, so it is time to go to a hotel and try tackling this in the morning.

It is Sunday morning and I'm the optimist in the family. Things have got to get better, right? I return to the empty house because I have no phone service outside. I quickly revert to my go-to solution whenever I get can't figure something out . . . YouTube videos. I watch several that appear to be for people who were off-roading. We try the board under the wheels and kitty litter; all these do is create a bigger hole for the tire to rest in.

Did you know that your AAA Premier card doesn't cover services for a U-Haul? Nope, it is considered a "commercial vehicle." But when you call the Auto Club, you don't have to make a second call, they are able to transfer you directly to U-Haul. Oh, sorry, you didn't buy the additional U-Haul coverage because you thought your Auto Club would cover it? Now U-Haul points out that somewhere in their paperwork you signed, you were notified you may not drive their vehicles on unpaved roads.

The nearest town is 35 miles away and I call the only tow company listed. The employee tells me "the boss won't let them drive on unpaved roads. They have done this before, and then both got trapped." I know how they feel. I explain everyone on this 50-mile stretch of highway lives on a "gravel road". We are standing out on the icy, cold road running out of ideas. I start to contemplate if I will have to give up and live in a U-Haul



in Washington.

Tow truck guy tells me of another company that has a 4x4 tow truck and might be willing to come out. I am overjoyed they answer the phone on Sunday. The owner tells me to send photos of the truck and tire and he will "consider" whether he will come out. Photos sent and several phone calls later, he agrees to come. Yahoo! Two hours passed and I am ecstatic to see a tow truck coming up the road. I think I actually saw the skies part. In less than 10 mins, he wraps a winch around the bumper and the U-Haul is pulled free. I am so appreciative. I'm talking to the driver and he says "That will be \$500. We take credit cards." I laugh and then realize he is not joking. He literally pulled the truck 3 feet. There goes my kid's inheritance.

Finally, we are getting on the road. I'm in the front car, my husband is driving the U-Haul and my daughter is bringing up the rear in her car. Rural areas don't have trash pick up and the dump is closed on Sundays, so we decide to place the 2 bags of accumulated trash in a dumpster near a hotel. Did I mention we are also transporting five dogs, including two 70-pound, 7-month-old puppies? As we place the trash in the bin, we hear a click sound. One of the dogs has stepped on my daughter's car door handle and locked the car door, with the car running and the keys inside. Time to pull out that Auto Club card again. Fortunately, if (Cont'd on Page 9)

2020 BOARD MEMBERS

President – Louise Hall
714-282-0499/rickandlouise@socal.rr.com
VP/Activities – Joe Goff/949-636-3879/
josecool35@cox.net assisted by Kaci
Terens
Secretary – Norm Kredit
714-635-3335/leorakredit@yahoo.com
Treasurer – Marilyn Singer Hawkins
714-730-4026/jmsinger@pacbell.net
Technical – Darwin Kibby
310-938-6872/dkibby714@att.net
Editor – Tissy Smith-Hatcher
714-546-8554/tissysmith1@gmail.com
Immediate Past President – Jim Runyon
714-527-1829/jamesfrunyon@aol.com

COMMITTEES


ACCC Representative – David Knapp
Breakfast Committee – Terry Collings
Club Greeter – Doris Marshall
Election Chairperson – Joe Goff
Historian & Librarian – Steve Pavich
Merchandise Director – Diane Gaughen
Pancake Breakfast Setup & Coordination –
Frank Reese, Don Ratzlaff and Richard Bolls
Raffle – Ed Cote
Refreshments – Carolyn Ratzlaff and
Dianne Runyon
Regional Representative, SCRG -
Carolyn Ratzlaff
Sunshine & Sorrow – Bob Hawkins

**We have removed all
Committee members'
emails and phone
numbers in order to
ensure their privacy.
Members can find this
info in your roster.**

**Please Note: Some
information contained in
our newsletter has been
reprinted from other
newsletters; we thank and
acknowledge them.**

General Meeting Minutes

OCMAFC General Meeting Thursday, January 9, 2020 CHOC Wade Education Center



President Louise Hall called the meeting to order. All rose and were led by Norm Kredit in the Pledge of Allegiance. Doris Marshall gave us her special, "Hi Everybody" and a rousing chorus responded, "Hi Doris". The meeting began.

Treasurer Marilyn Hawkins provided the humor, as well as member Richard Parrish. Secretary Norm Kredit informed the club that the December meeting was our Christmas party. Business was minimal and there was a quick Board huddle before the meeting. Somehow the minutes taken during this quick General Membership meeting did not get printed in the Distributor. Of special note though was the work Kathie McCall has done on extending our parking privileges. It was also noted that Frank Reese has picked up three new griddles for the Pancake Breakfast. Because of Norm's mess up no minutes were approved.

President Louise Hall presented "Thank You for Serving" gifts to Richard Bolls, Bev Marsh, and David Knapp as they were not able to receive them at the Installation Banquet.

Treasurer Marilyn Hawkins resumed the floor and presented the financial report as of December 31, 2019. Our C.D. is earning 2.7%. Membership is at 168 currently. Our newest members to be welcomed are Giles and Kristen Candy and Melody Bramstedt. Get to know them everyone.

Marilyn also reminded everyone to get their dues paid now in order to get their name in the new 2020 club Roster.

Marilyn also noted that the money hat which pranced around the Installation Banquet room brought in a \$200 profit. Thank you everyone who bought tickets. The Treasurer's report was so moved and approved.

Activities Joe Goff and Kacie Terens had to reschedule the Stanley Ranch tour to Tuesday, the 21ST. of January. This was so the Ranch could better prepare for us. Those going will meet at 9:00 A.M. at Ralph's parking lot at 1435 W. Chapman Ave. in Orange, 92868.

Future activities to look for are as follows: February: the old Nixon Western White House, now called Casa Romantica, March: A wildlife and nature preserve after the 1st Saturday Breakfast: April Mt. Baldy ascent by the "A" Force; May: Camp Pendleton.

Remember Movie Night and potluck on January 26 at Don Dormeyer's studio located at 2983 E. Mira Loma St. Anaheim. Phone 714 342-3259. You bring the food and Don brings the movie. "Tales of the Ratfink" is the film focusing on custom auto designs from the 1950's and up. Also included are famous car collectors and actresses. This is suitable for ladies and guys. Potluck 6:00 P.M., Movie 7:00 P.M.

A special request has come in for anyone in the club that would like to show your Model A at a Knights of Columbus DeMolay event. This helps enhance their special program with young men and boys. The event would last from 8:00 A.M. to noon. Eight to ten cars would be appreciated. You will have reserved parking for display.

Technical Darwin Kibby has arranged a seminar for January 11 on adjusting the steering box for Model A's that have the two tooth steering boxes. This will be held at Phil Joujon-Roche's garage at 1019 Grandview, Fullerton. 9:30 A.M. starting time.

President Louise noted the need to have someone step into the role of leading the Sunshine and Sorrow position in the club. She noted the role of encouragement or congratulations given to club members is important. She noted that Frank Mowrer has had surgery and here is an opportunity to shed some sunshine with cards, prayers or a phone call. It was good to see Dale McCall recovering and able to attend the meeting tonight. Remember Ed Cote, Pam Heiland and Carol Howard.

Merchandize Diane Gaughen reminded everyone to visit the back of the room and let loose of some money for goods to dress in style as a club member. She also called attention to the unique throw sewn showing their Model A. These can be made for anyone.

The Hard Luck trophy went to Norm Kredit for his gas tank leak.

The Attendance Drawing went to Bill Hatcher for \$10 and the Membership Drawing was #86, Mark Lackey. He was not present so the pot goes up from \$30 to \$40.

The Special Event for the evening was the presentation by Diane and Gerald Gaughen of their trip with the Model A to central California. This covered King's Canyon, (cont'd on Page 11)

2020 DUES INVOICE—You can use this form to submit your dues

Orange County Model A Ford Club

NAME(S): _____

AMOUNT: \$30.00 per family at same address

ANY ROSTER CHANGES?

If so, please list below:

Cars: _____

Telephone numbers: _____

Address: _____

E-mail address(es): _____

Any other changes: _____

*Want your photo included in the Roster? Just submit to**Bruce MacIntosh at: brucem@genimage.com**Please check the current Roster for accuracy!!!!*

—LAST CHANCE—

Make your check payable to Orange County Model A Ford Club
(OCMAFC) and mail to the club at:

P.O. Box10595

Santa Ana CA 92711

***No more newsletter delivery or inclusion in the
roster if dues are not paid by the Feb. General Meeting!***

Model A Body Styles

Courtesy of Naper A's Ford Model A Club

Model	1927	1928	1929	1930	1931	Total
SPORT COUPE	734	79,099	134,292	69,167	19,700	302,992
TRUCK	286	63,229	156,433	159,341	103,561	482,850
COMMERCIAL CHASSIS	99	42,612	130,608	56,707	34,959	264,986
STANDARD PHAETON	221	47,255	49,818	16,479	4,076	117,849
DELUXE PHAETON	-	-	-	3,946	2,229	6,175
STANDARD ROADSTER	269	81,937	191,529	112,901	5,499	392,135
DELUXE ROADSTER	-	-	-	11,318	52,997	64,315
STANDARD COUPE	629	70,784	178,982	226,027	79,816	556,238
DELUXE COUPE	-	-	-	28,937	23,067	52,004
STANDARD TUDOR	1,948	208,562	523,922	376,271	148,425	1,259,128
DELUXE TUDOR	-	-	-	-	21,984	21,984
TOWN CAR	-	89	913	63	-	1,065
STATION WAGON	-	5	4,954	3,510	2,848	11,317
TAXICAB	-	264	4,576	10	-	4,850
STANDARD FORDOR (2 window)	-	82,349	146,097	5,279	-	233,725
DELUXE FORDOR (2 window)	-	-	-	12,854	3,251	16,105
BUSINESS COUPE (2 window)	-	37,343	37,644	-	-	74,987
STANDARD FORDOR (3 window)	-	-	53,941	41,133	18,127	113,201
FORDOR TOWN SEDAN (3 window)	-	-	84,970	104,935	55,469	245,374
CABRIOLET CONVERTIBLE	-	-	16,421	25,868	11,801	54,090
VICTORIA	-	-	-	6,306	33,906	40,212
SEDAN CONVERTIBLE	-	-	-	-	4,864	4,864
Yearly Totals	4,186	713,528	1,715,100	1,261,053	626,579	4,320,446



FOR SALE 1930 155-C Murray Town Sedan. Green with black fenders and running boards, mohair upholstery, and woodgrain dash. Owned for 30 plus years. Good touring car, definitely not a show car. Car is stored in Whittier. I am asking \$12,500. Richard Riggs (714) 889-9919.



Jim's Technical Tip-Electric Trailer Brakes

By Jim Cannon

My apologies in advance: this month's Tech Tip is not about your Model A, but instead is about the electric brakes that you might have on the trailer you use to transport your Model A. I had a problem with my trailer brakes last year, which prompted me to learn more about them.

A big manufacturer of trailer axles and brakes in the USA is Dexter, www.dexteraxle.com. They have a lot of good information about trailer brake maintenance and adjustment. I wanted to share with you a bit of what I learned and what I discovered on my trailer.

1. Unless you paid extra for auto-adjusting drum brakes (I was not given the option when I bought my trailer), these trailer brakes need to be manually adjusted, similar to our Model A brakes, every 3,000 miles. I did not know this and I only had them serviced by my trailer dealer once in 8 years. I hardly had any trailer brake function at the end, but I did not know it.

I have now upgraded my trailer brakes to automatic adjustment. My brakes were so messed up that I ended up bolting on 4 new brake assemblies (backing plate, shoes/linings, springs, etc. -- all new). The extra cost to go auto-adjust was not that much. If you don't have a local source of trailer brake parts, a really good online source is www.eTrailer.com

2. Remove the drums (Dexter says once a year) and inspect the trailer brakes. You are looking for loose, broken, or excessively worn parts, a leaking grease seal, and other evidence of things not working correctly. Clean everything, make sure the mechanism operates freely, and lightly lube the spots where the shoes slide along the backing plate.

When I opened my drums, I found one wheel with a broken spring, one wheel with a bad grease seal (shoes coated in grease), and all wheels with enough rust on the actuating mechanism that none of the brakes were operating correctly. One brake was sticking on at times, causing the drum to overheat. They were all a mess. Regular preventative maintenance would have avoided much of this.

3. While the brake drum is off, clean and inspect the wheel bearings, then pack with fresh grease and reinstall. This process is pretty much the same as what we do with our front Model A wheel bearings (except trailer drums have a grease seal added at each wheel). I put new grease seals on all 4 wheels, to protect my new brake linings. Easy and cheap.

So I encourage you to open up your trailer brakes and confirm that all is good in there, then adjust them regularly. Or

bring your trailer to a shop that is experienced in trailer brakes and have the shop service the brakes for you.

Stay safe, and Have a Model A Day! Jim



copyright Frisco illustrationsOf.com/89401

Join us for another
enjoyable event!!

Fourth Thursday Breakfast

Feb 27th at 8:30 am

MIMP'S CAFE

17231 E 17th St

Tustin 92780

714 544-5522

Info: Terry Collings

714-970-7194

Deadline for submissions
for the next Distributor is

February 20, 2020

Submit all Articles and ads to
tissysmith1@gmail.com

or mail to

P.O. Box 10595

Santa Ana, CA 92711



Candy, Giles & Kristin, 2335 Oakmont Ave, Santa Ana, CA 92706-2025; Hm 714-547-4877; Cell 714-656-8272; Email gbbcandy@aol.com; Joined 2020; Not an owner - yet
Coombs, Dave & Winnie, 125 S. London Ct, Anaheim, CA 92806-3623; Cell 714-414-8580; Email dhcoombs@yahoo.com; Joined 2020; 1930 Model 45A Standard Coupe

Kelley, Michael & Annette, 444 Sinclair Lane, Roseburg, OR 97471-8933; Cell 714-351-1361; Email mearkelley@gmail.com; Joined 2020; 1931 Roadster and 1929 Sedan

Kruse, Arthur & Jeanna, 19351 Trino Cir, Yorba Linda, CA 92886-5537; Cell 303-505-3087; Email art.kruse@gmail.com; Joined 2020; 1930 Model AA

CORRECTIONS:

Pavidis, Pete & Harriet- Cell 714-272-7855; Email pep.edward@aol.com

Rand, Gerald - Email modarand@gmail.com

Schwing, Mark & Eileen - mark.schwing@icloud.com

Smith, Dick & Carmen - Cell 949-584-1521; 92630-5644 zip code

Otto, Walter & McDonald, Nancy Elliott- Hm 916-560-9652 area code correction

SUNSHINE & SORROW**By Louise Hall**

Thank you, Bob Hawkins, for volunteering to take over this important service to your club members.

In January we had the following members who would appreciate you cards and calls: Frank Mower had a heart attack which resulted in surgery and a long hospital stay. He is home now and doing better. Frank won't be able to drive for a while; we will miss him on tours and seeing him around town in his Tudor. Hope you can get a ride to the meeting!

Carol Persons continues to have health issues and was hospitalized in January.

Howard Vaughn also had a heart attack. Fortunately, his wife who is a health professional got him into care quickly. He is now home and hopes to be at our February meeting.

Carol Howard continues to have ongoing health issues.

(Cont'd from Page 4) you have dogs locked in the car, they consider that a priority. An hour later, we manage to make it to the freeway.

We get to the hotel in Redding, CA at 3:30 am. My husband, our dogs and me are in one room and my daughter and her three dogs in another. Ten minutes after arriving, my husband opens our room door for a moment and one of our dogs shoots out. I immediately run after her, trying to quietly yell at her in my most serious tone. While I am roaming the halls, my husband tries to check on us and the other dog jumps past him. Now we have two dogs running amuck. As Murphy's law would have it, when my husband lunges to grab the escaping dog, the door closes behind him. Neither of us has a key to the room. I have corralled the dogs in the hall and look sternly at my loving spouse and say, "Oh no, you're going down to the reception desk and getting another key." I think he feels safer with the hotel person than our un-leashed dogs (or me?).

Early the next morning, I offer to help my daughter walk her two very large "puppies" outside the hotel. As we walk them through the hotel's hallway, they hear a noise and bolt down the hall. We are both thrown to the ground in an instant. We chase after them and finally regain some semblance of composure just as one of them urinates on the carpet in front of the elevator. We grab a towel off the housekeeper's abandoned cart, clean it up, and hope there are no cameras in the area.

On the road again with our caravan. Twice I look in my rearview mirror and see my husband getting off the freeway. He is that one person in California who doesn't answer his cell phone while driving. When he finally does answer, I quickly ask him where he is going? He replies, "I'm following you." In my calmest, most reserved voice I state "That's not me!" In his defense, there are a lot of white SUVs on the freeway. At this point, doubts begin to creep into my brain. Will we survive this "adventure"?

In the wee hours of the night we make it home to beautiful, warm, Southern California. We are all exhausted, but safe and somewhat sane. As I pass through the front door of our home, I get the distinct feeling I should click my heels together 3 times and repeat several times "There's no place like home. There's no place like home."

59th Annual



See you at
Hart Park
701 S Glassell St
Orange, CA

Breakfast served
from 8am-11am
Pancakes, eggs,
sausage, juice
and coffee

Pancake Breakfast

Sunday
March 29, 2020

Donations
Adults \$8
Children \$4
(ages 2-10)

Sponsored by the
Orange County
Model A Ford Club

Many raffle
opportunities
Expecting 300+
Model A's
on Display

For info contact Frank Reese at 714-348-2507

Technical Article

By Darwin Kibby/Technical

A lot has been written on message boards and different Model A forums about using the appropriate gear lubrication in the Model A. I believe most of us use what is labeled as 600W Gear Oil for the transmission, rear differential, and steering gear lubrication. The following information was taken from MACS website:

600W Gear Lube

The lubricant used in the early days of motoring up into the [1930's] was a very heavy clinging type of lubricant known as 600W Oil. [It's] viscosity is very much like S.A.E. 250 Gear Oil but is easier on soft metals. [600W gear oil] was used in differentials because full floating rear axles were not in general use, and allowance had to be made in the seals [for] the axle to move up and down as far as a quarter [of an] inch. To prevent the oil from leaking at the wheels, the lubricant was made to cling to the gears. The same principle applies to transmission and steering boxes.

The main causes of oil leaking at the rear wheels are worn seals or bearings, but over filling and /or using a lighter weight lubricant than recommended can also cause leaks.

The Model A gear oil capacities are shown below.

Transmission - 1 pint / Rear Axle Differential – 1 ½ pints / Steering Gear – 7 tooth- 7 ¾ oz/2 tooth- 4 ½ oz
It's a good idea when you change your engine oil to also check the transmission, differential, and steering box oil levels and add gear oil if needed.

Battery Maintenance

Battery maintenance is one of those things we often overlook until you push on that starter and...nothing. Or you may be lucky to get 1 or 2 slow turns on the engine and hopefully it starts. Nah. That never happens. To keep your battery healthy, see **Jim's technical tip** on Page 2. You can still find a battery acid tester at local auto parts stores. They work great, not just for testing the electrolyte levels in your battery, but also for filling the battery to the proper levels with distilled water.

When filling battery cells, make sure you don't fill the cells past the bottom of the vent well. The battery acid will overflow and before long you'll need to replace your battery holder. Don't ask me how I know this.

Front end Alignment

Any time you make adjustments or repairs to any part of your steering components, from the steering box, pitman arm, drag link, tie rods, steering arms, kingpins, even wheel bearings, it's a good idea to check your front end wheel alignment. I've seen and read of a couple of different ways to check for alignment of the front wheel toe in. Whichever method your use, the measurement should be 1/16" plus or minus 1/32". That is, the measurement between the wheels measured from in front of the axle should be 1/16" narrower than the measurement between the wheels measured from behind the front axle. The tool I use is a simple rod that can be adjusted in or out with a wrench. It sits on two stands that place the rod about 6" above the floor. I've also read elsewhere that the measurements should be taken at the height of the middle of the front axle or at the middle of the hub caps. A good reference point is the kingpin locking bolt, approx. 14" off the floor. I'm not sure the height of the measurement is critical, as long as the same height is used front and back of the wheels when making the measurement. The wheels need to be slightly narrower in front of the axle to minimize the tendency of the vehicle to wander about the road. Improper alignment (as in "toe out") will also cause the front tires to wear much more quickly as the road will scuff the tread off in no time. So check your front end alignment for proper toe in. You'll find it easier to keep it between the white lines and your tires will thank you as well.

(cont'd from Page 5) Sequoia, and Yosemite. Thanks for sharing it all.

Special Activities Frank Reese announced the new plans for Fabulous Fords Forever to be held at Irwindale Raceway on June 14. Frank will keep us abreast with more details later. He had flyers for the Pancake Breakfast created by Tissy Hatcher, our great creative secretary. A similar picture is on the new T-shirts. Frank emphasized the need to begin asking vendors for donations for the raffle.

President Louise Hall again thanked the ladies who set up the room and table decorations along with the money hat. Everything was first class. Becky MacIntosh did the programs, Kay Nettles did the table decorations, and Sheila Plotkin did the specially printed green hat, courtesy of the U.S. Government.

Get your parking passes from Dale McCall and your refreshments from the back of the room. Thanks to Kay Nettles, Linda Tom, and Rick Smyser for the abundance of goodies to eat. (Notice a guy helped.)

Meeting adjourned.

Norm Kredit, Secretary

ORANGE COUNTY
MODEL A FORD
CLUB

Post Office Box 10595
Santa Ana, CA 92711

E-mail: info@ocmafc.org

Next General Meeting

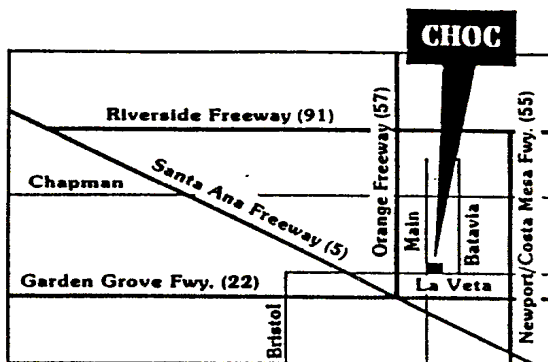
7:30 PM

[Second Thursday of every month]

Next Meeting February 13, 2020

CHOC Hospital Complex

1201 W La Veta, Clinic Bldg | 2nd Floor,
Orange, CA 92868



From Main Street, turn east on to Providence Ave. and immediately on your right, enter the structure and park on the second level. Meetings are held in Building 2 in the Wade Education Center-2nd Floor. Access meeting room through the double door entry off the 2nd Floor parking structure

We are on the Web!
www.ocmafc.org



Return Address:
Post Office Box 10595
Santa Ana, CA 92711

To:

Empty rounded rectangular box for recipient address.

First Class Mail